




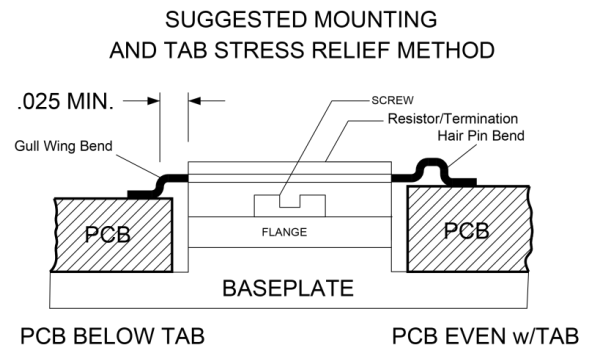
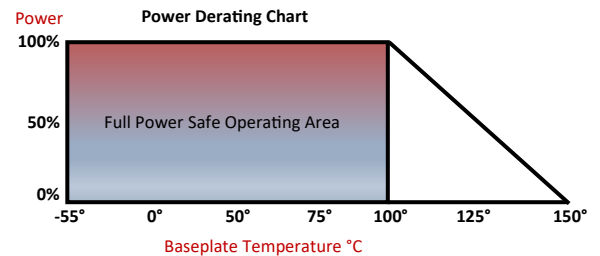
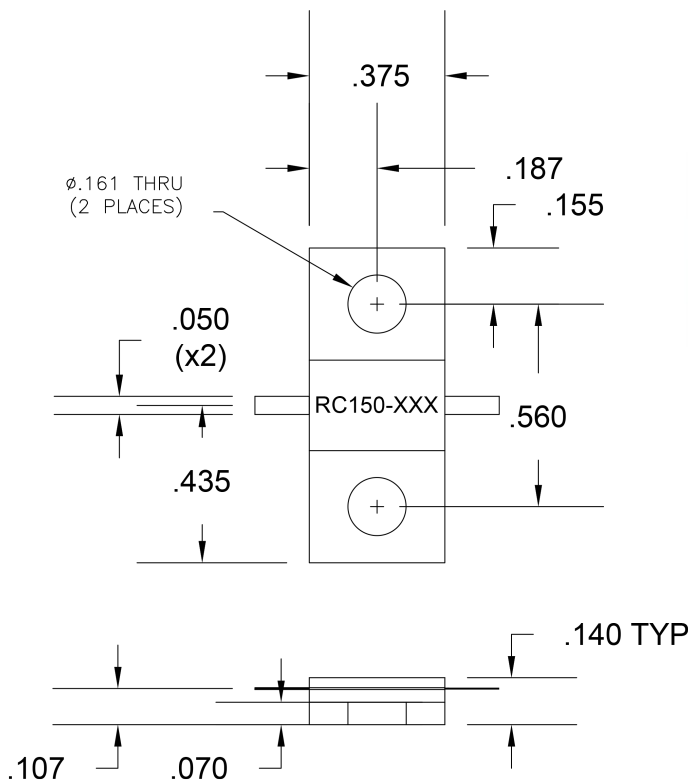
DC - 2.0 GHz.

Model: RC150-XXX



XXX = Resistance Value 1 –1000 Ω | 100 Ω Standard

HYBR-FILM™ flange resistors are the highest performing RF & Microwave power film resistive products on the market today. Designed to be bolted down to a heat-sink or a plated-thru hole printed circuit board, offer the highest power and frequency rating than any other supplier. Power ratings from 30-800 watts combined with versatile industry standard configurations allow for easy design-in solutions or replacing older outdated marginal devices that may have degraded or drifted over time. Applications include Medical, Broadcast, Industrial, Commercial Wireless, Military and Space. The **P3** library of designs allows for modifications of standard designs to be made quickly and inexpensively to meet specific requirements with short delivery times. Please contact the factory for any special requirements or frequency ranges.



Electrical Specification

Frequency Range: DC - 2.0 GHz.
 DC Resistance: 1-1,000 Ω ±5%
 Average Power: 150 W (See Power vs Temp. Chart)
 Peak Power: 775 W (10us pulse, 1% duty cycle)
 Operating Temp.: -55° C to +150° C

Specifications subject to change without notice

Mechanical Specification

Substrate Material: Beryllium Oxide, 99%
 Resistor Material: Thick Film
 Flange Material: Copper, Nickel Plate, QQN-290
 Solder Tabs: Silver, 99.99%, .005" Thick
 Cover Material: Alumina, 96%, .025" Thick
 Storage Temp.: -55° C to +175° C
 Part Numbering: RC 150 - XXX

Style Watts Value in Ω's